

You can make a reservation for Student Support Desk



Very useful !

Learning Advisers (LA) at the Student Support Desk of the Central Library will support your studies. You can choose the date and time of your appointment and LAs' majors. Of course, you can come to our desk without appointment.

- You need not wait for your turn.
- You can fix the date.
- You can get advice from a LA whose major is related to yours.



Reservation

Library website
Top page
→Support
→Ask Us
→Student Support Desk
OK!




Rules

1. Make a reservation on the library website.
2. You will receive a confirmation e-mail on the date and time from the library.
✳It may take several days to receive the confirmation e-mail because we need to adjust our schedule.
3. Come to the Student Support Desk at the reservation time.

- 30 minutes for 1 session / up to 2 sessions per day. Reservation deadline: 12:00 p.m. on the day you want to make a reservation (The Student Support Desk is available from 14:00 to 19:00 on weekdays during semester.)
- You can only make an appointment with LAs listed on the reservation form.
- Please let us know if you are going to be late for your reservation.
- If you are 10 minutes late for an appointment without contacting with us, the session will be automatically cancelled.

FAQs

Frequently asked questions ranking!

-  **No.1** How to use a computer or a printer
-  **No.2** How to write essays or reports
-  **No.3** The method of the library utilization

Others: About university life, course registration

- ★ We do not correct sentences.
- ★ We cannot answer questions on application form for jobs.

Cancellation

If you want to cancel your reservation, please email the following address:
e-Mail address : la-reserve@tulips.tsukuba.ac.jp

Tips for consultation

If you want to ask questions about an essay, please bring related materials such as essay assignment guidelines from the professor, so we will be able to give you specific advice.

You can ask questions before, during and after writing an essay. For example: how to choose major themes for the essay, and how to write and reference the essay.

